



Lietuvos inžinerinės pramonės asociacijos vebinaras

Eksportas į Šiaurės Europos šalis: Norvegija

Darius Budrys
Commercial Attaché
Embassy of Lithuania to Norway

Norvegijos reakcija į vykstantį karą Ukrainoje

Norway's Equinor confirms trading halt in Russian oil



Reuters

Mar 14, 2022 • 16 ho



Norwegian state oil company Equinor confirms trading halt in Russian oil as the invasion of Ukraine intensifies.

Jotun suspends operations in Russia

March 3, 2022

Jotun is deeply concerned about the unfolding conflict in Ukraine. The paints and coatings company has suspended its operations in Russia in response to the situation.

Careers Investor relations News and media Corporate releases Covid-19 Response Choose a country

What we offer Knowledge grows This is Yara Search

← Back to News

CORPORATE RELEASES

Yara stops sourcing from several Russian entities due to latest EU sanctions



Knowledge grows



MINISTRY OF
THE ECONOMY
AND INNOVATION

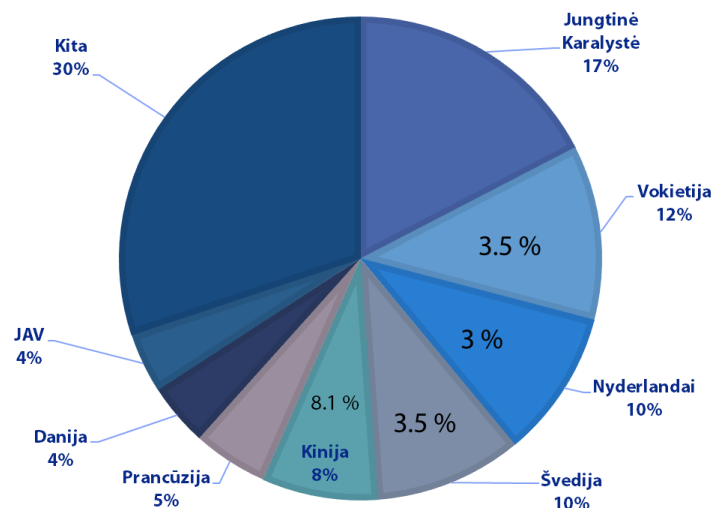
Table 1 Key figures for the Norwegian economy

Percentage volume change from previous year, unless otherwise stated

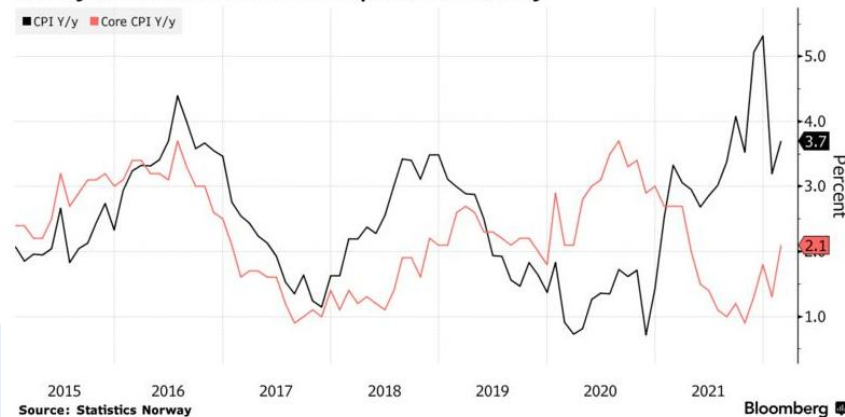
	Bill. NOK ¹		Projections	
	2021	2021	2022	2023
Private consumption	1 616.9	5.0	10.4	4.4
Public consumption	965.8	3.9	0.1	..
Gross fixed investment	966.4	-0.3	1.4	1.6
Of which: Petroleum extraction and pipeline transportation	178.4	-2.8	-8.3	0.4
Business sector Mainland-Norway	353.5	2.2	6.0	2.6
Housing	210.6	2.6	2.1	2.9
Public sector	221.5	-3.1	1.3	..
Demand from Mainland-Norway ²	3 368.4	3.7	5.9	2.8
Exports	1 722.7	4.8	5.6	5.4
Of which: Crude oil and natural gas	861.7	2.8	1.9	6.1
Exports from Mainland-Norway ²	718.6	5.0	8.0	5.9
Imports	1 206.5	2.0	10.8	4.8
Gross domestic product	4 144.1	3.9	3.6	2.9
Of which: Mainland-Norway	3 265.3	4.2	3.6	2.5
Other key figures:				
Employment, persons		1.2	2.5	0.8
Unemployment rate, LFS (level)		4.4	3.5	3.4
Unemployment level, registered (level)		3.1	2.1	2.0
GDP growth among trading partners ³		5.2	3.8	2.5

Bendra ekonominė situacija: BVP

PAGRINDINĖS NORVEGIJOS EKSPORTO RINKOS

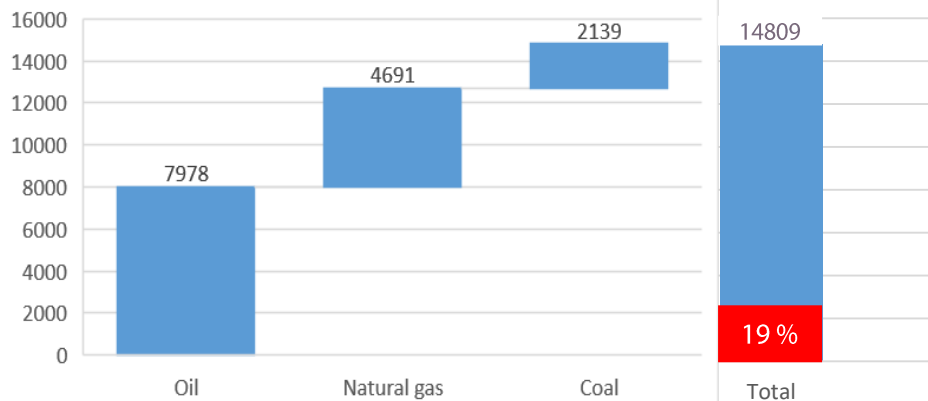


Inflation Jump
Norway inflation rose more than expected in February



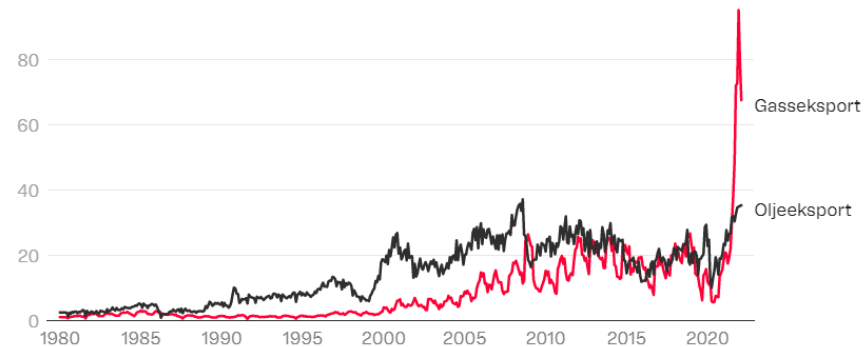
Norvegijos naftos ir dujų sektorius

Fosil suply as input amount of energy used by EU27+UK in TWh/year



Eksportinntekter fra norsk olje og gass

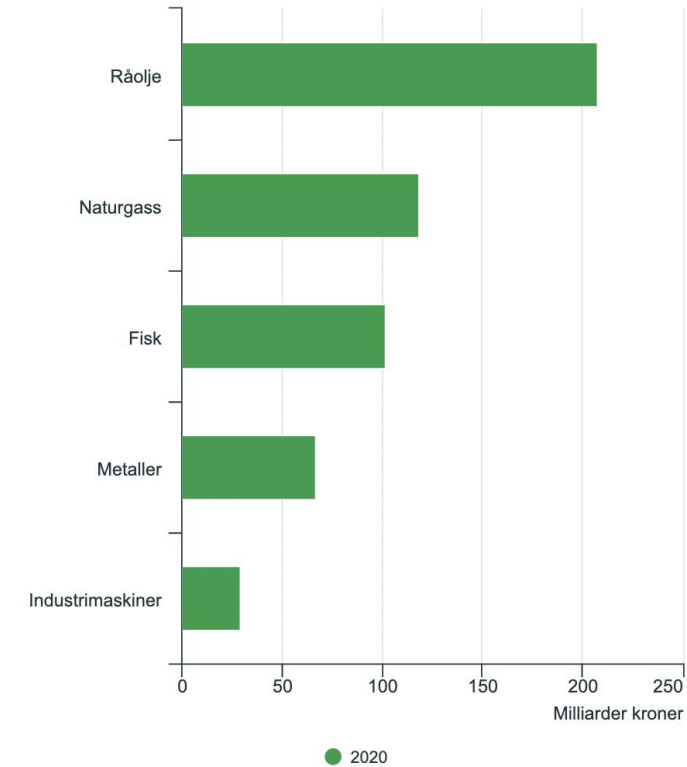
Månedlig eksportverdi, mrd. kr.



Hold pekeren over teksten for å se grafen isolert

Kilde | Statistisk sentralbyrå

Viktigste eksportvarer



Norvegijos žuvininkystės sektorius



	Increase in value
	2021/2022 II
Salmon	47%
Trout	38%
Cod	18%
Mackerel	9%
Shellfish	15%
Snow crab	13%

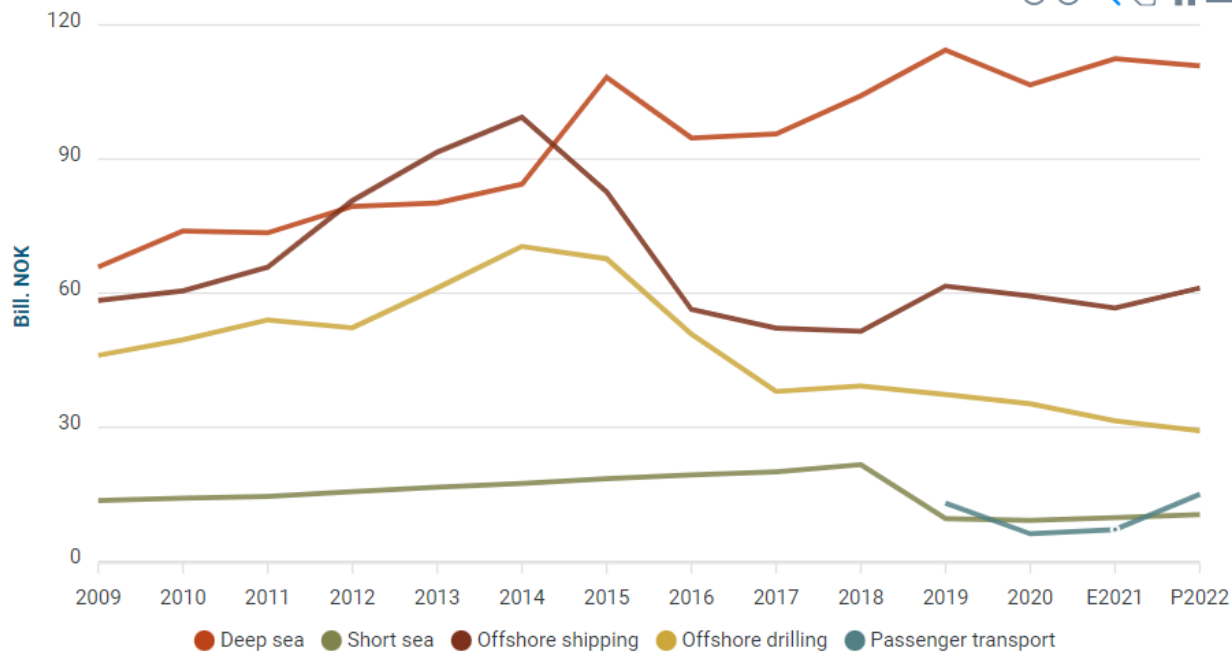


Norvegijos laivybos sektorius

Norwegian shipowners' turnover 2009-2022
(including 2021 estimates and 2022 prognosis)

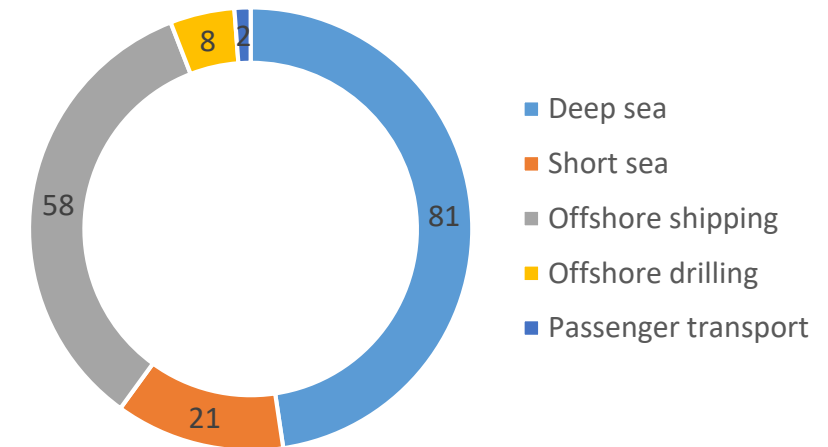
Larger version [↗](#)

⊕ ⊖ 🔍 🖱️ 🏠 ☰



Source: BDO AS / The Norwegian Shipowners' Association

Number of ships that shipowners anticipate building in the next 5 years



Norvegijos pramonė: 2021 – 2022 m

Figure 1. Turnover index for manufacturing. Seasonally adjusted figures. Three-month moving average¹. 2005=100

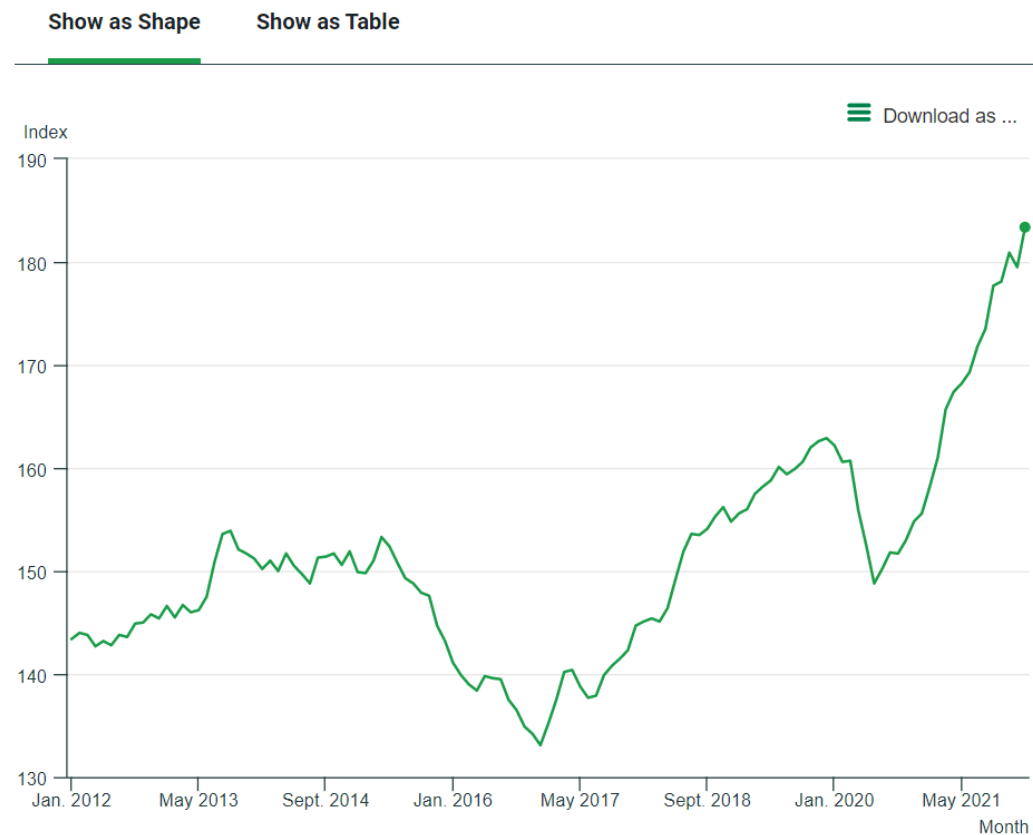
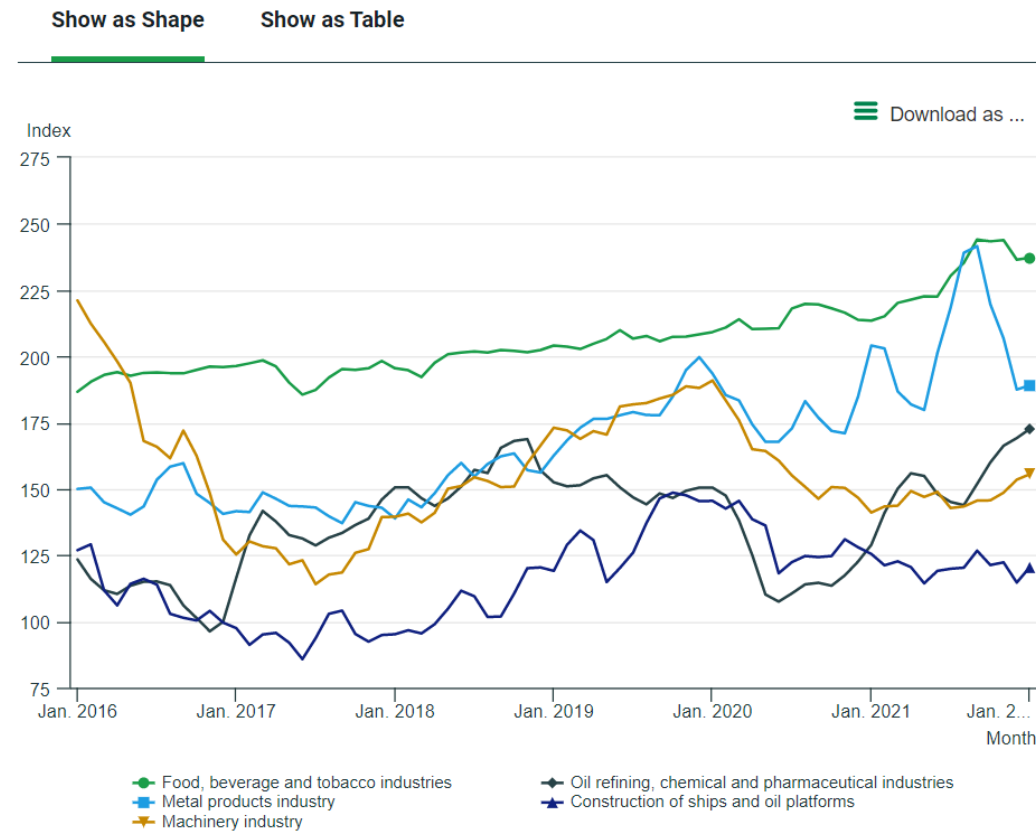
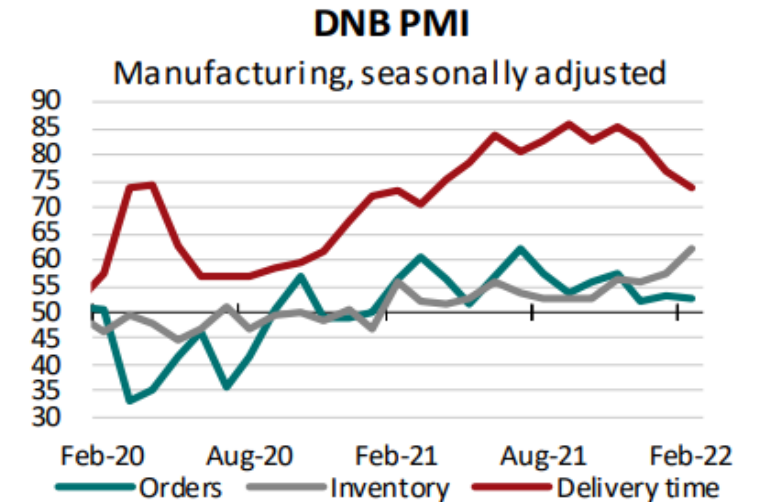
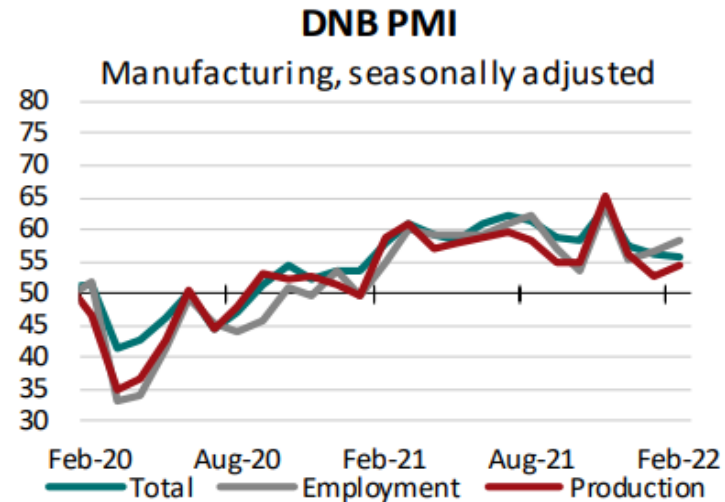


Figure 2. Selected industries. Seasonally adjusted figures. Three-month moving average¹



Norvegijos pramonė: pirkimo vadybininkų indeksas



DNB PMI

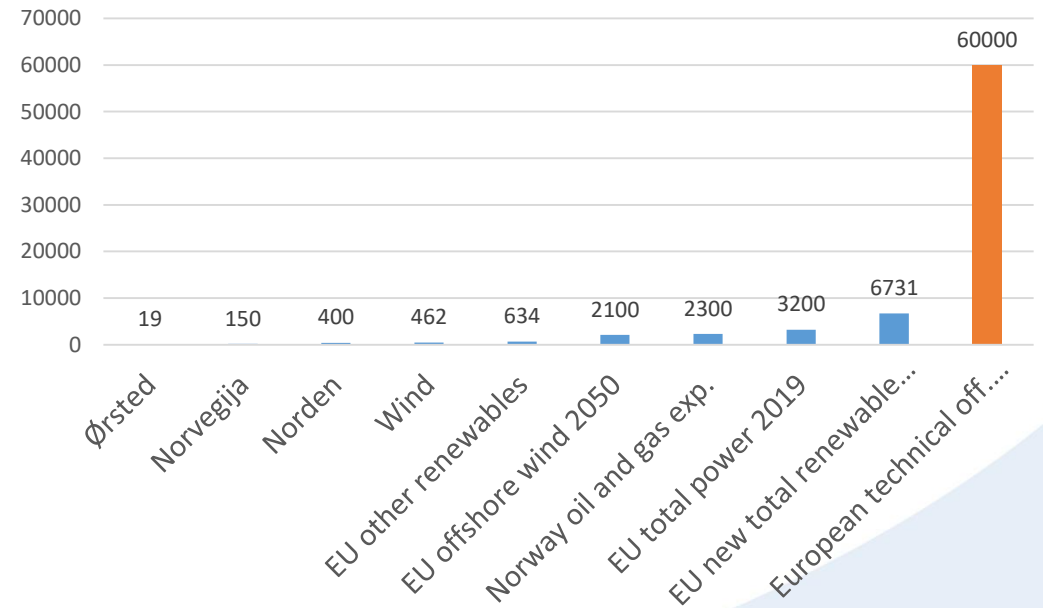
Manufacturing, Seasonally adjusted	February	January	Change, points
PMI	55.9	56.3 (56.5)	-0.4
Orders	52.5	53.3 (53.4)	-0.8
Production	54.5	52.7 (53.2)	1.8
Employment	58.1	56.5 (56.6)	1.6
Delivery time	73.6	76.9 (76.7)	-3.3
Inventory	62.0	57.3 (56.4)	4.7

Source: NIMA/DNB Markets

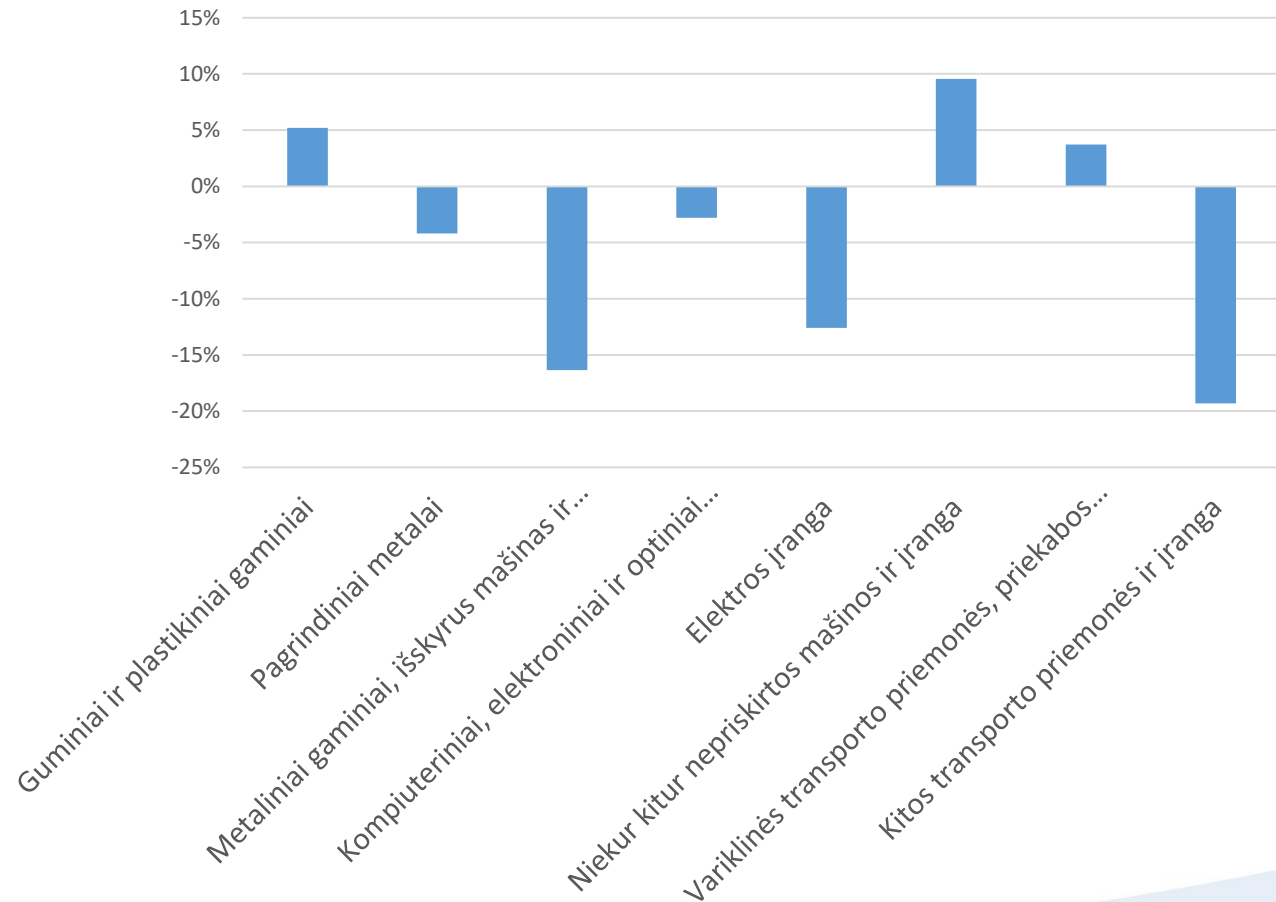
Norvegijos pramonė: tolimesnė perspektyva



Europos techniniai vėjo jūroje resursai TWh/y



Lietuvos inžinerinės pramonės gaminių eksportas į Norvegiją 2020 I-II Q/2021 I-II Q



2021 m.
242 EUR

2020/2021
-7%

Norvegijos rinka - saugi įlanka audringu laikotarpiu...

- Tikėtina, kad Norvegija iš šitos krizės išeis dar turtingesnė – aukšta naujų užsienio prekybos rekordų tikimybė.
- Nemaža resursų dalis bus nukreipta į atsinaujinančių energetikos resursų plėtrą
- Vidaus rinkoje didesnių pokyčių nesitikima: žemas nedarbas, stipri vartotojų perkamoji galia.
- NOK kursas tikėtina ir toliau stiprės EUR atžvilgiu.

EUR to NOK Chart

1 EUR = 9.8168 NOK Mar 16, 2022, 23:39 UTC

Euro to Norwegian Krone





Ačiū už dėmesį!

Darius Budrys

E-paštas darius.budrys@urmlt

Tel.: +47 970199 06



MINISTRY OF
THE ECONOMY
AND INNOVATION